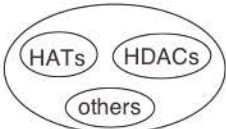
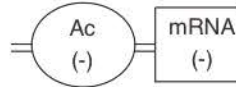
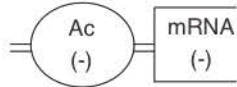
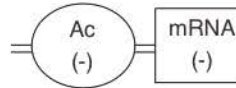
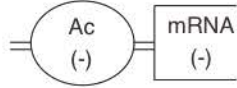
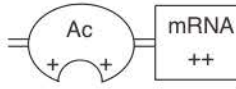
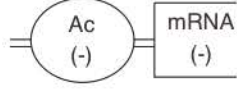
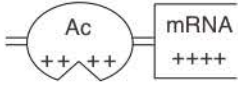
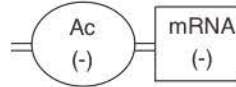
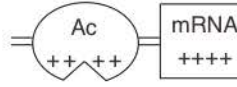
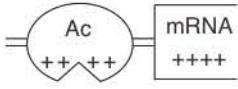
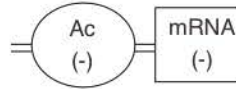
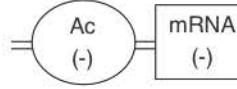
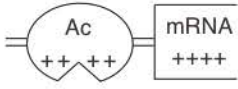
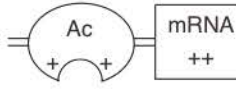
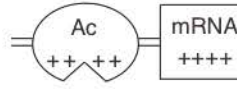

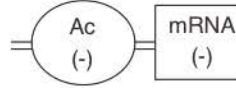
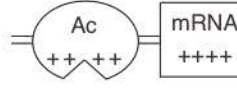
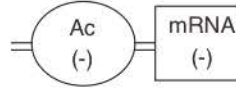
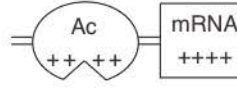
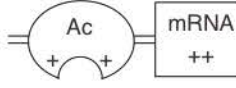


		clones	factors	E		L	
				IgM H/L (++++)		IgM H/L (-)	
<p>4C machinery</p>  <p>chromatin conformation change complex machinery</p>		cl.2-1	Pax5 Aiolos	tight		tight	
			EBF1	tight		tight	
			OBF1	tight (weak)		tight	
W							
IgM H/L (-)							
loose		cl.2-2	Pax5 Aiolos	tight		loose	
loose			EBF1	tight		tight	
loose			OBF1	tight (weak)		loose	
<p>TFC machinery</p>  <p>transcription factor complex machinery</p>		cl.2-6	Pax5 Aiolos	tight		loose	
			EBF1	tight		loose	
			OBF1	tight (weak)		loose	